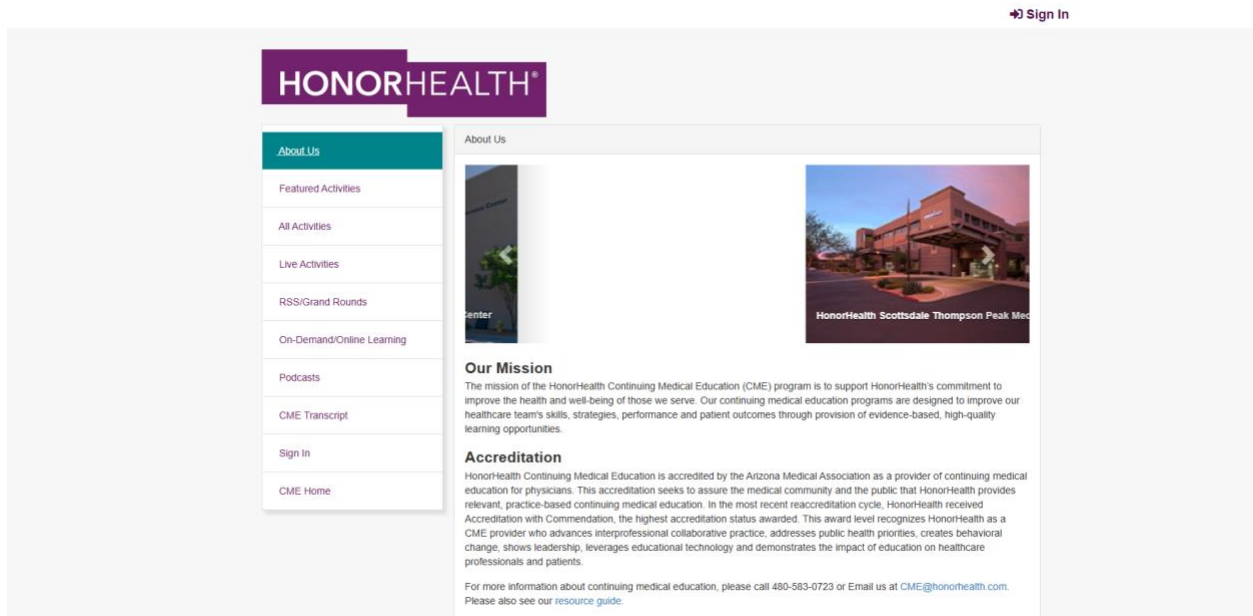


How to Access Your CME Portal

Welcome to your new resource for managing CME credits! Through this portal you can claim CME credits, access CME certificates, and view and download CME transcripts.

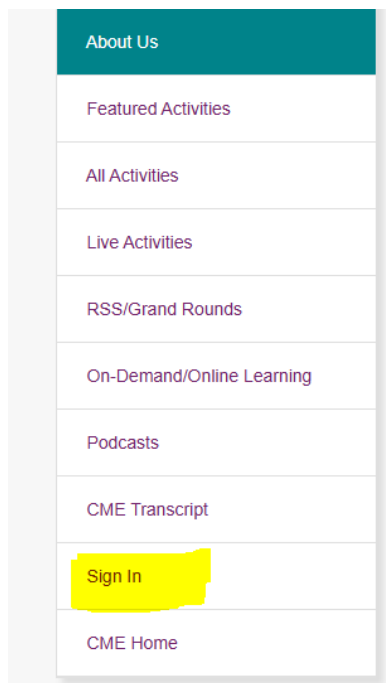
Getting Started

1. Visit the Publisher site: <https://cmetracker.net/HONORHEALTH/Publisher?page=pubOpen#/about>

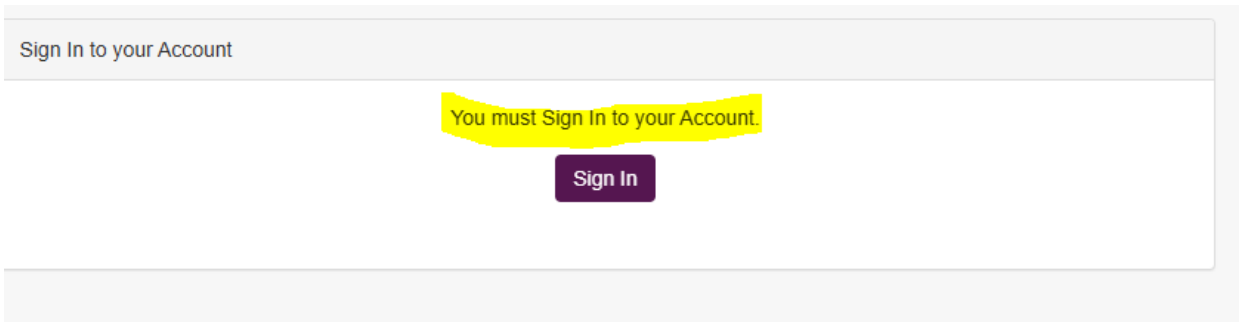


Initial Sign In

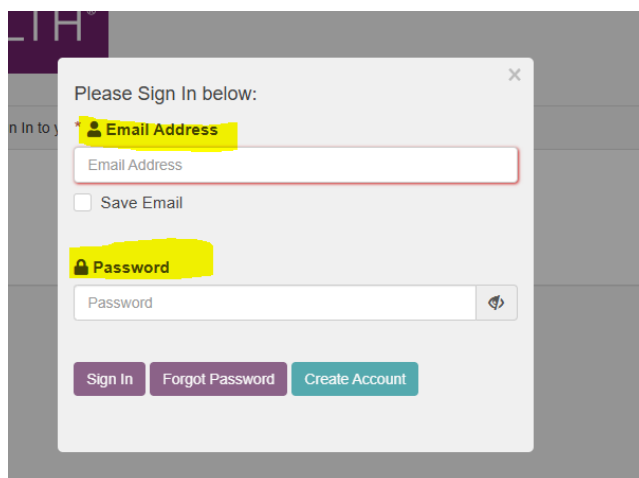
Once you have reached the publisher site, click the “Sign In” tab on the left side of the screen



Once you click sign in, you will see “You must sign in to your account”

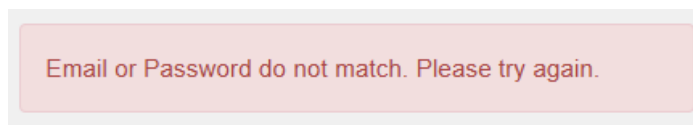


You will click the purple sign in tab which will lead you to enter your email address and password

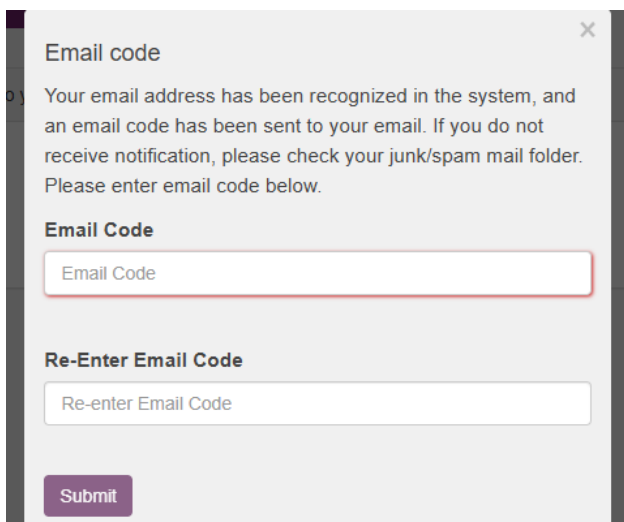


Account Recovery and Creation

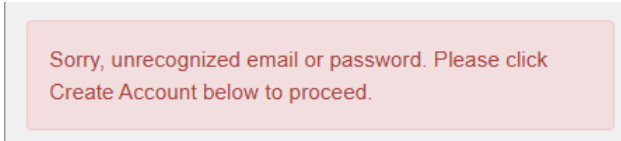
You will put in your email and password (please use the email address that you previously used when you signed in for attendance during previous CME events. Please try every email you may have), if you do have an account registered with that email, you will see this message pop up and you can hit forgot password.



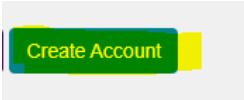
When you hit forgot password, you will receive the following message, please follow the directions on the screen.



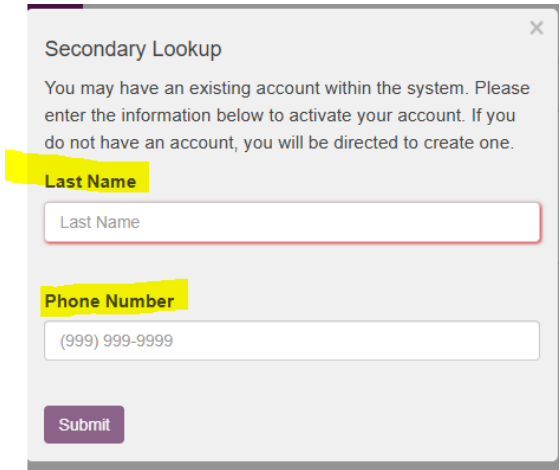
If you put in your email and password (please use the email address that you previously used when you signed in for attendance during previous CME events), if you do not have an account, you will see this message:



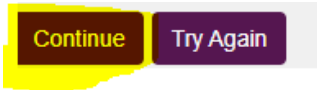
You will hit Create Account:



Once you hit Create Account, the system will make one final attempt to ensure that you do not have an account, so you will see the following screen. Please enter your last name and phone number

A modal window titled "Secondary Lookup" with a close button (X) in the top right corner. The text inside reads: "You may have an existing account within the system. Please enter the information below to activate your account. If you do not have an account, you will be directed to create one." Below this text are two input fields: "Last Name" and "Phone Number". The "Last Name" field contains the placeholder text "Last Name". The "Phone Number" field contains the placeholder text "(999) 999-9999". At the bottom left of the form is a purple "Submit" button.

After inserting your information, if the system does not find you then you will see the following message. To create an account, you will click continue



You will see this screen to create an account, you will complete the information and hit save profile. Once you have completed this step, you will now have a CME profile.

Online Profile

[Save Profile](#)

Account Information

Email *

Re-Enter Email *

Password *

Re-enter Password *

Profile Information

First Name * <input type="text"/> This field is required	Address * <input type="text"/> This field is required
Middle Initial <input type="text"/>	Address 2 <input type="text"/>
Last Name * <input type="text"/> This field is required	City <input type="text"/>
Title * <input type="text"/>	State <input type="text"/>
	Zip <input type="text"/>

Using Your Portal

Now that you have a CME profile, you will be able to claim CME credits for activities you have attended, retrieve your CME transcripts which outlines your CME activities you have attended, and retrieve CME certificates. In order to use these functions, you will sign in to your account, hit My Portal on the left side



After clicking My Portal, you will see all the capabilities for your account.

About Us

Featured Activities

All Activities

Live Activities

RSS/Grand Rounds

On-Demand/Online Learning

Podcasts

CME Transcript

My Portal

CME Home

My Portal

Welcome, Asia Powell , MS

My Profile

Claim Credit

Activity Check In

Transcript

Past Certificates & Credits

No Credit(s) in Your Account for 2025.

I would like to see my credits earned for:

I would like to see my credits earned for:

2025

There are no credits in your account for 2025. Please choose a different year to see your Credit(s) Earned.

Need Help?

If you have trouble and need help, please do not hesitate to reach out to the CME department via email at CME@honorhealth.com